






## SPRAY GUN RECOMENDATIONS





|  |   |       |
|--|---|-------|
| <b>CLEAR</b>   |   |       |
|  |  |       |
| Ø mm   | psi   |       |
| <b>WS-400HD SUPERNOVA EVOTECH</b>  |   |       |
| <b>WS-400HD</b>  | 1.3HD   | 25-29 |





|  |   |   |        |
|--|---|---|--------|
| <b>BASECOAT</b>  |   |   |        |
|  |  |  |        |
| Ø mm   | psi   | psi   |        |
|  | COVERAGE COAT   | CONTROL COAT  |        |
| <b>LS-400 SUPERNOVA ENTECH</b>   |   |   |        |
| <b>LS-400</b>  | 1.3 ETS   | 22-26   | 17-19  |
| <b>Extreme humidity</b>  | 1.2 ET  | 22-26*  | 17-19* |
| <b>Special Pigment</b>   | 1.1 ET  | 22-26*  | 17-19* |

*\*Can vary in certain circumstances*



|  |   |    |
|--|---|----|
| <b>SEALER</b>  |   |    |
|  |  |    |
| Ø mm   | psi   |    |
| <b>LPH-300-LV</b>  |   |    |
| <b>LPH-300-LV</b>  | 1.4   | 18 |



|  |   |       |
|--|---|-------|
| <b>SURFACER</b>  |   |       |
|  |  |       |
| Ø mm   | psi   |       |
| <b>LPH-300-LV</b>  |   |       |
| <b>LPH-300-LV</b>  | 1.6   | 16-18 |

